



THORITE 2.0

MODULABLE OUTDOOR LED DISPLAY







OVERVIEW

A fine pixel pitch and a high ingress protection make the THORITE 2.0 one of the best solutions for an outdoor LED display. It is suitable for building facades, store fronts, shopping malls as well as any other outdoor application that requires a product both performant and highly modulare.



 APPLICATION
Outdoor


 BRIGHTNESS
≤ 7000 NITS (LED TYPE SMD)


 INGRESS PROTECTION
IP68

 WEIGHT
16 - 12 - 8 kg/cabinet

 PIXEL PITCH
P2.9 P3.9 P4.8

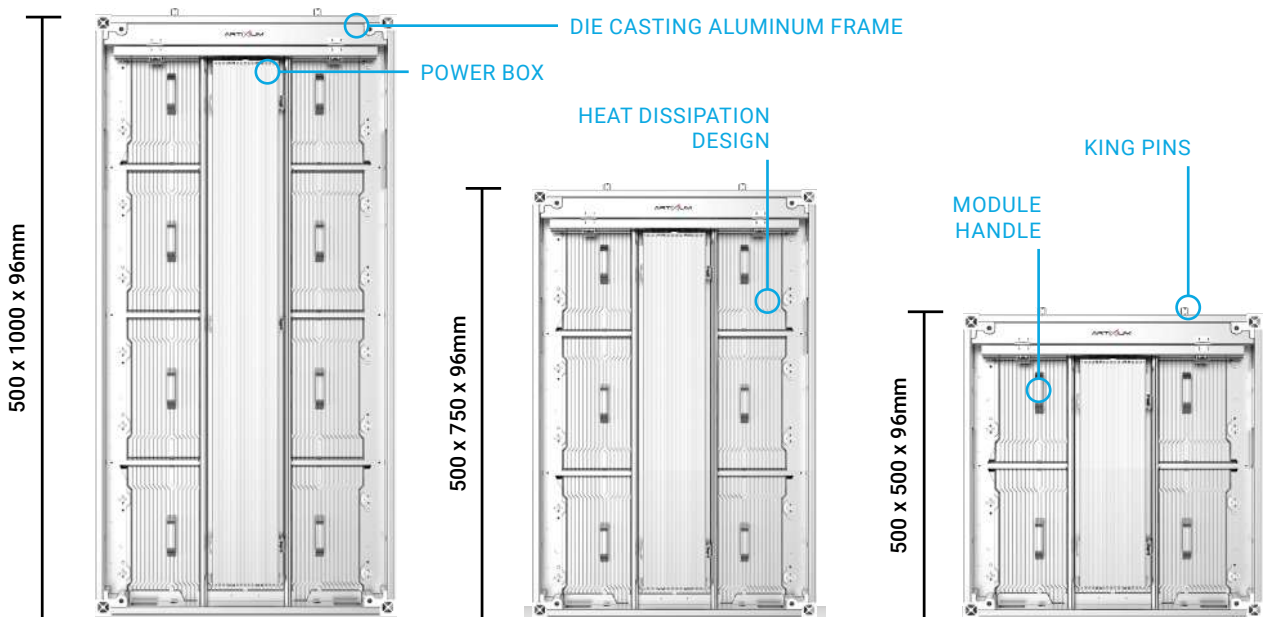
 MATERIAL
Die-casting aluminum

 DISPLAY AREA (L x H)
**500 x 1000 mm
500 x 750 mm
500 x 500 mm**

 MAINTENANCE
Front & back maintenance




FEATURES



HIGH MODULARITY


The three sizes of the THORITE 2.0 were implemented to maximize its compatibility with any outdoor LED application project. Being totally compatible with one another, these different cabinets will fit any building or structure you want to enhance with stunning visual effects.



**FRONT OR BACK
MAINTENANCE**



**EASY ASSEMBLY OF THE
DIFFERENT CABINET SIZES**



**FINE PIXEL PITCH
FOR A HIGHER RESOLUTION**

CURVES AND ANGLES

The THORITE 2.0 can be integrated to a curve or an angle, concave or convex, to better fit any structure you want to overhaul with a LED display. It is a highly customizable product meant for tailored projects.

SMART MAINTENANCE

The cabinets of the THORITE 2.0 are designed to allow a complete maintenance both from the front, using a magnetic tool, or from the back thanks to the module handles. No matter the layout of your display, you can be sure that it will be convenient to maintain.



HIGH VISUAL QUALITY AND RESISTANCE

P2.9 is a very fine pixel pitch when it comes to outdoor LED displays, meaning that the THORITE 2.0 will visually perform outstandingly. This quality is further enhanced by this product's high brightness, that will provide vivid colors visible from afar. Furthermore, the IP68 means this product is totally immuned to dust ingress and can even be submerged for an hour. The THORITE 2.0 truly is one of the best outdoor LED displays on the market.



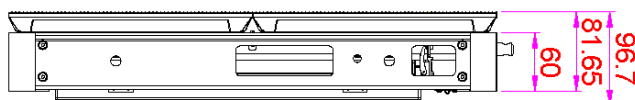
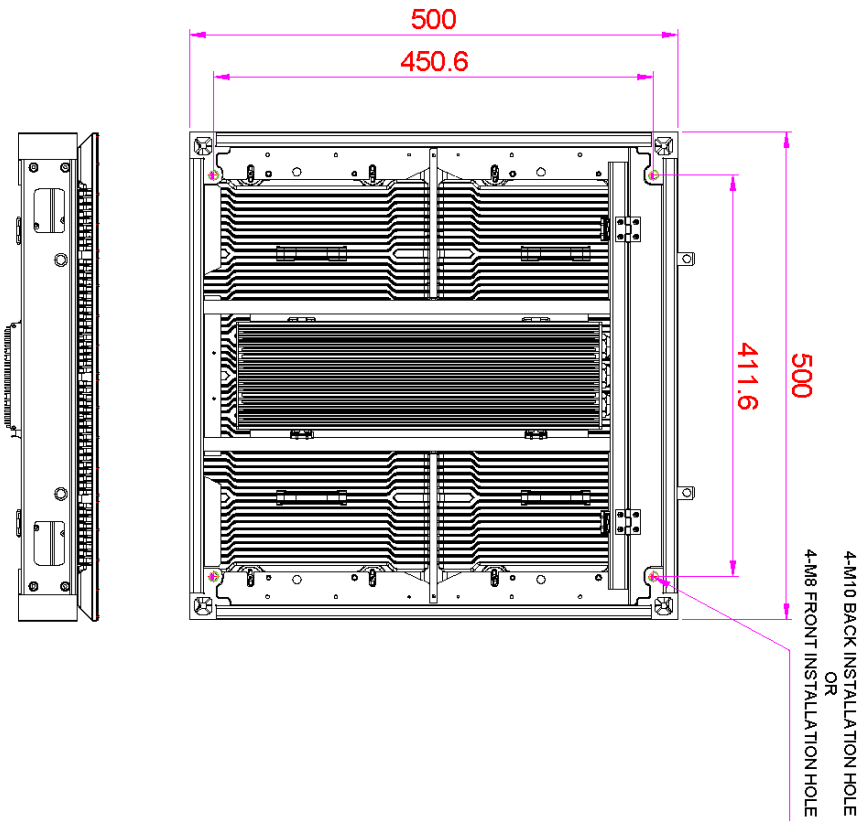
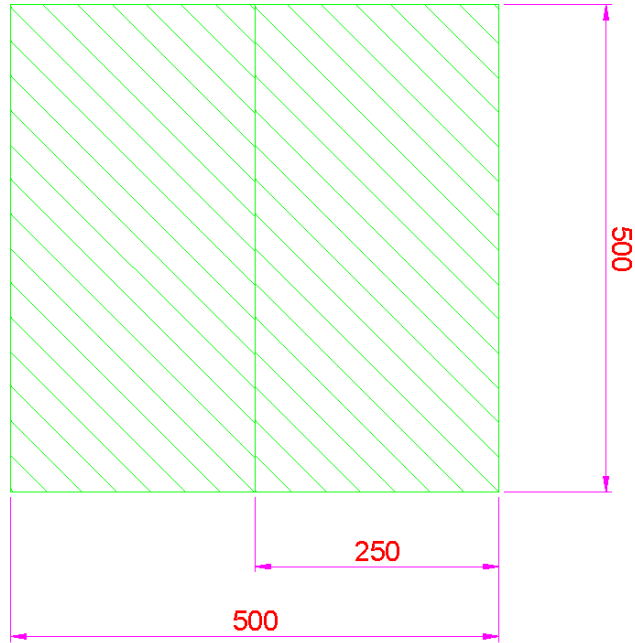
TECHNICAL SPECIFICATIONS

Product Parameters	Unit	OUTDOOR			
		2,9	3,9	3,9	4,8
Pixel Pitch	mm	2,98	3,91	3,91	4,81
LED		SMD1921 (White Led)	SMD1921 (White Led)	SMD1921 (Black face)	SMD1921 (White Led)
Application		Media			
Ingress Protection	IP	IP68			
Brightness	cd/sqm	≤ 5500 Nits @5volts	≤ 7000 Nits @5volts	≤ 5500 Nits @5volts	≤ 7000 Nits @5volts
Color Temperature after calib (adjustable)	deg. K	6500			
Viewing Angle (50% brightness)	deg.	160(+/-80) H / 140 V			
Cabinet Size (WxHxD)	mm	500 x 1000 x 96 / 500 x 750 x 96.7 / 500 x 500 x 96			
Display area (WxH)	mm	500 x 1000 / 500 x 750 / 500 x 500			
Module Size (WxHxD)	mm	500 x 250 x 19.5			
Pixel Matrix Per Cabinet (WxH)	px	168 x 336 / 168 x 252 / 168 x 168 128 x 256 / 128 x 192 / 128 x 128 128 x 256 / 128 x 192 / 128 x 128 104 x 208 / 104 x 156 / 104 x 104			
Pixel Matrix Per Module (WxH)	px	168 x 84	128 x 64	128 x 64	104 x 52
Pixel Density	px/sqm	112896	65536	65536	43264
Weight of cabinet	kg	12/16/2008			
Cabinet Material		Die-casting aluminum			
Maintenance Mode		Front & back (tools required for front)			
Mask specification		95% Plastic + 5% Fiber / SS Screws / Shaders			
Contrast Ratio		High			
Grey scale (linear)	bit	16			
Brightness control	bit	16			
Processing depth	bit	16			
Color		281 Trillions			
Display Refresh Rate	Hz	3840			
Operation Power	V	AC85-230V			
Max. Power Consumption	W/sqm	550			
Average Power Consumption	W/sqm	200			
Control Mode		Synchronization			
Video Frame Rate	Hz	50/60Hz			
Input Types Supported		DVI / SDI / HDMI			
3D ready (optional)		Yes			
Calibration		Yes			
Lifetime (50% brightness)	h	50000			
Operating Humidity Range		10-95%			
Operating Temperature Range		-20°C / +60°C			
Screen Uniformity Correction		-			
Certification		CE / ETL / CCC			
Available options		Different sizes, curve, 90° angle			
Compatibility		all different sizes compatible with each other			



TECHNICAL DRAWINGS

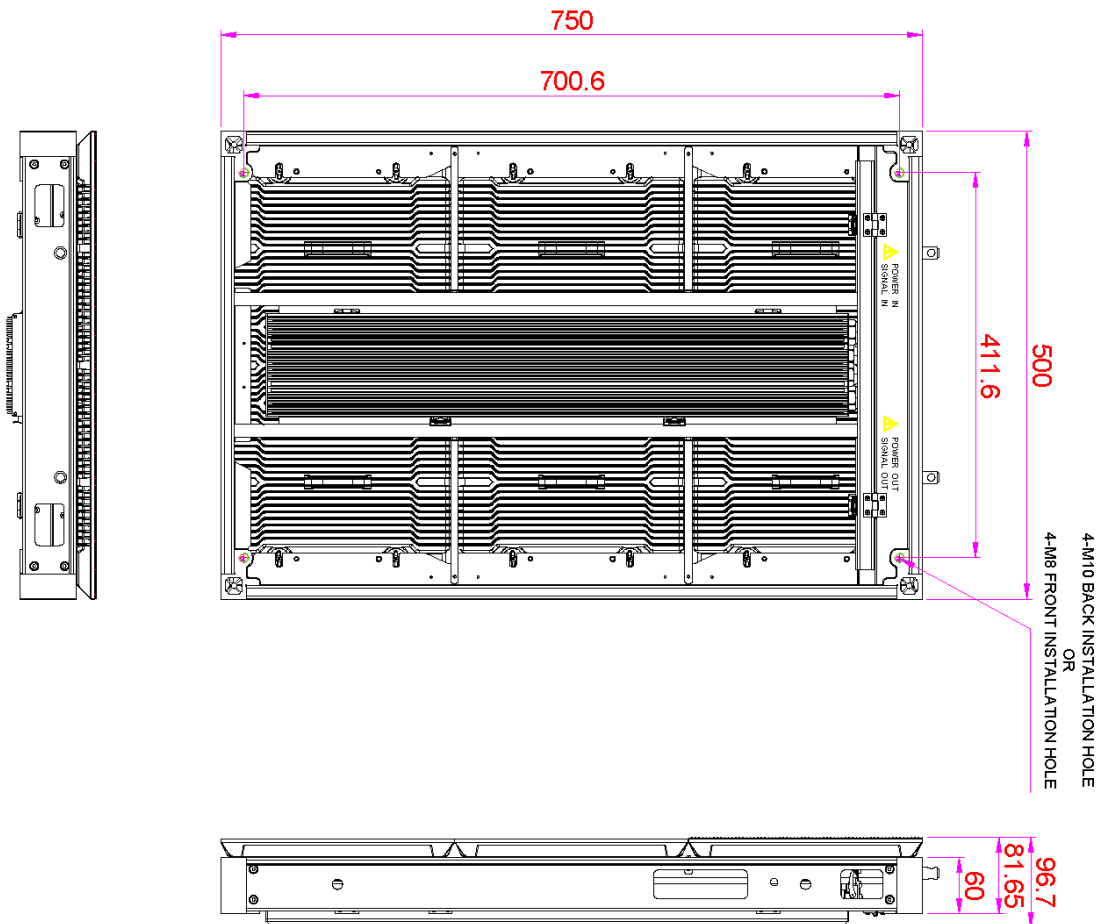
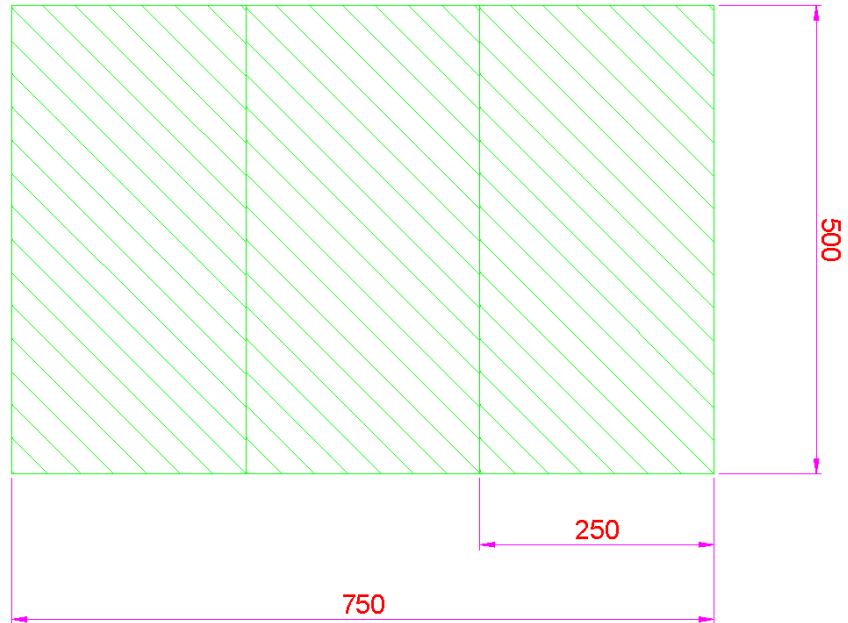
500 X 500 X 96 MM





TECHNICAL DRAWINGS

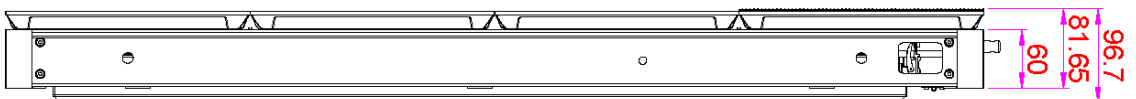

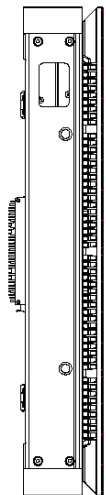
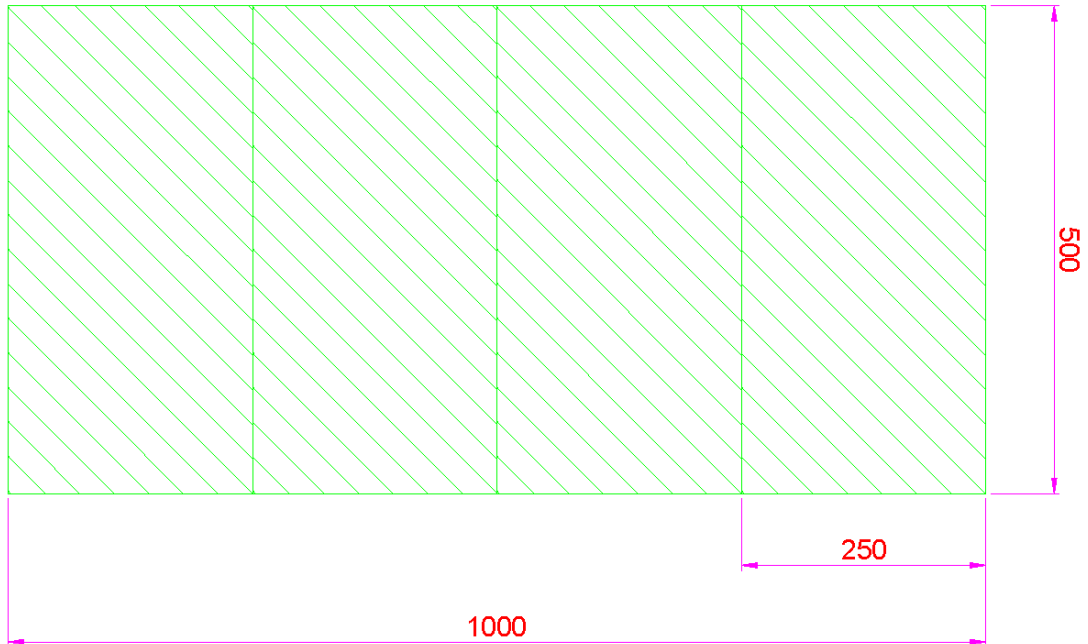
500 X 750 X 96 MM





TECHNICAL DRAWINGS

500 X 1000 X 96 MM



CONTACT


The Artixium regional branches are the key for the growth and development of our global network all over the world. Artixium's team is a spectrum of different nationalities and cultures, reflecting their global presence and mindset, mak-

ing their communication smooth and hassle-free with clients from all around the world. Customer care, Innovation and flexibility has always been our values and we intend to keep this reputation for many years to come.

ARTIXIUM FRANCHISES


"From your project's conception to its completion."

ARTIXIUM
FRANCE

 112 Avenue Franklin Roosevelt
69120 Vaulx-en-Velin
France




ARTIXIUM
CHINA

 Artixium Operational Center
518000 Shenzhen
China




ARTIXIUM
GERMANY

 Weissensteinstrasse 90b,
46149 Oberhausen
Germany





ARTIXIUM
TURKEY

 Merkez Mah. Baglar Cad. A
Blok Apt. No: 14D/13 Kagithane, Istanbul
Turkey




 www.artixium.com

 0 428 001 801

 [linkedin.com/company/artixium](https://www.linkedin.com/company/artixium)

 twitter.com/artixium

 contact@artixium.com

 [youtube.com/@artixium](https://www.youtube.com/@artixium)

 [facebook.com/artixium](https://www.facebook.com/artixium)

 [instagram.com/artixium](https://www.instagram.com/artixium)



Since its creation in 2012 by two european entrepreneurs, Artixium has been evolving and always looking for innovative ways to contribute to the digital transition of our world. It only took a few years for Artixium to become a key player in the LED display industry.

www.artixium.com